

# Homelessness Needs

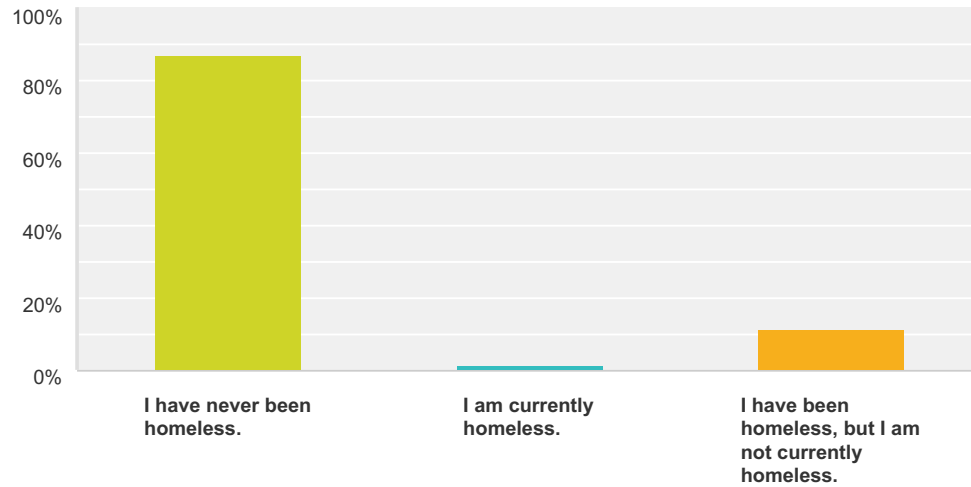
## Q1 How familiar are you with homelessness and related issues?

Answered: 311 Skipped: 1

	Very familiar	Familiar	Somewhat familiar	Unfamiliar	Total	Weighted Average
(no label)	31.51% 98	31.19% 97	31.19% 97	6.11% 19	311	2.12

## Q2 Please check the condition which applies to you:

Answered: 311 Skipped: 1

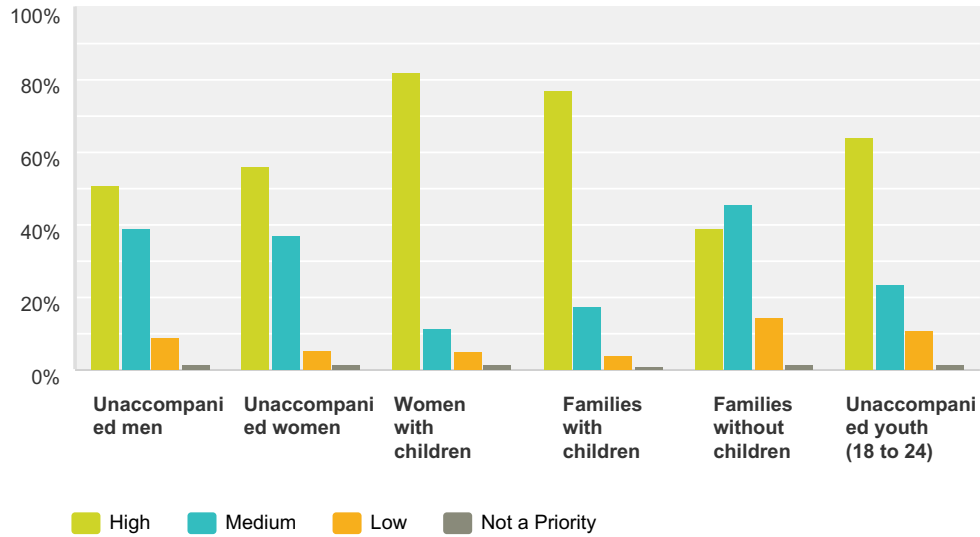


Answer Choices	Responses
I have never been homeless.	86.82% 270
I am currently homeless.	1.61% 5
I have been homeless, but I am not currently homeless.	11.58% 36
<b>Total</b>	<b>311</b>

## Q3 Please rate the need in Murfreesboro and Rutherford County for facilities and services serving the following homeless populations:

Answered: 311 Skipped: 1

## Homelessness Needs

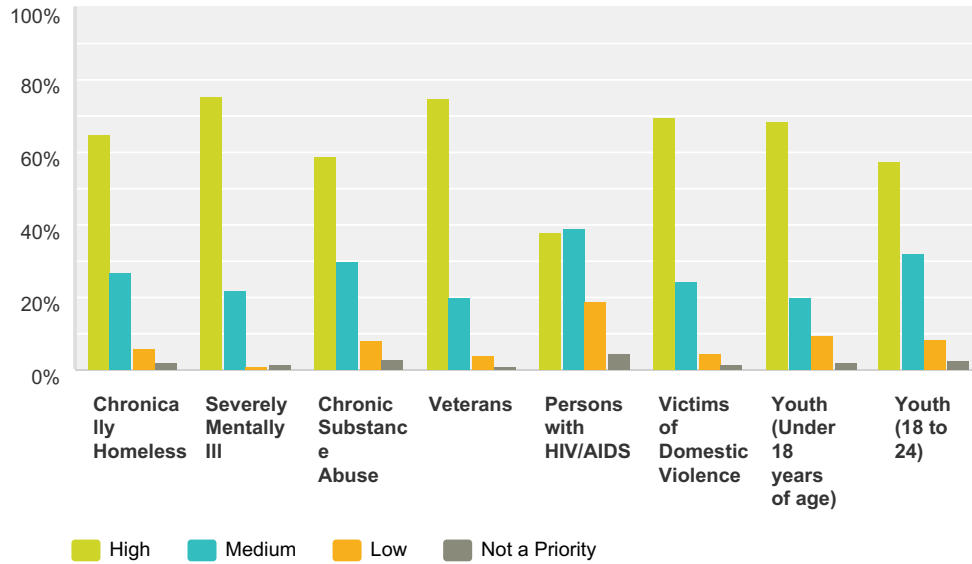


	High	Medium	Low	Not a Priority	Total
Unaccompanied men	50.81% 157	38.83% 120	9.06% 28	1.29% 4	309
Unaccompanied women	55.99% 173	36.89% 114	5.50% 17	1.62% 5	309
Women with children	81.94% 254	11.61% 36	4.84% 15	1.61% 5	310
Families with children	77.10% 239	17.74% 55	4.19% 13	0.97% 3	310
Families without children	38.87% 117	45.51% 137	14.29% 43	1.33% 4	301
Unaccompanied youth (18 to 24)	64.14% 195	23.36% 71	11.18% 34	1.32% 4	304

### Q4 Please rate the need for facilities and services for the following homeless subpopulations:

Answered: 311 Skipped: 1

## Homelessness Needs



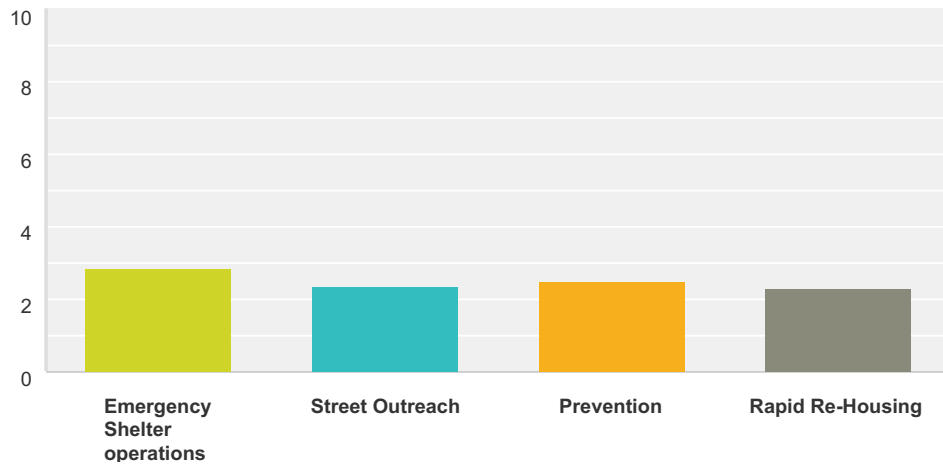
	High	Medium	Low	Not a Priority	Total
Chronically Homeless	65.05% 201	26.86% 83	6.15% 19	1.94% 6	309
Severely Mentally Ill	75.49% 231	22.22% 68	0.98% 3	1.31% 4	306
Chronic Substance Abuse	58.90% 182	30.10% 93	8.09% 25	2.91% 9	309
Veterans	74.76% 231	20.06% 62	4.21% 13	0.97% 3	309
Persons with HIV/AIDS	37.83% 115	38.82% 118	19.08% 58	4.28% 13	304
Victims of Domestic Violence	69.48% 214	24.68% 76	4.55% 14	1.30% 4	308
Youth (Under 18 years of age)	68.51% 211	20.13% 62	9.42% 29	1.95% 6	308
Youth (18 to 24)	57.33% 176	31.92% 98	8.47% 26	2.28% 7	307

**Q5 Emergency Solutions Grant rules allow the City to fund projects in four categories: Emergency Shelter operations; Street Outreach (assisting homeless unsheltered persons); Prevention (to assist persons in danger of becoming homeless); and Rapid Re-Housing (moving the homeless into permanent housing and helping them to achieve stability in that housing). Please rank these eligible categories by priority (1=highest priority). [Select your first choice, then your second, etc. The survey**

## Homelessness Needs

will automatically re-order your choices.]

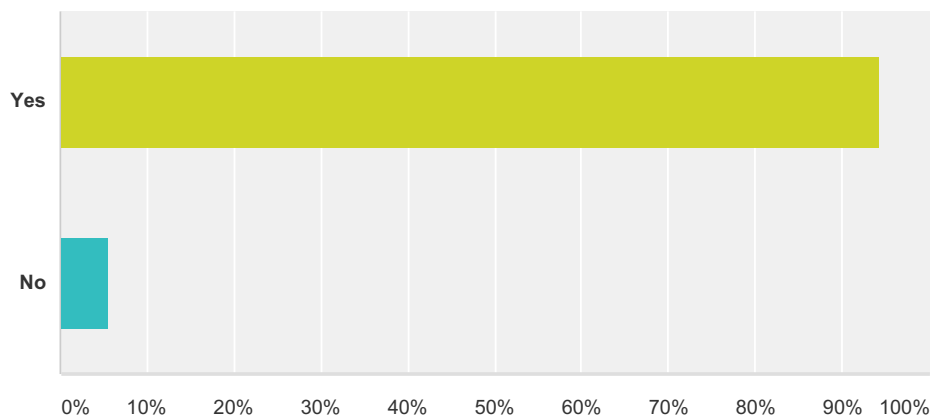
Answered: 311 Skipped: 1



	1	2	3	4	Total	Score
Emergency Shelter operations	35.37% 110	26.69% 83	23.47% 73	14.47% 45	311	2.83
Street Outreach	18.97% 59	25.72% 80	27.65% 86	27.65% 86	311	2.36
Prevention	28.30% 88	22.51% 70	19.61% 61	29.58% 92	311	2.50
Rapid Re-Housing	17.36% 54	25.08% 78	29.26% 91	28.30% 88	311	2.32

### Q6 Is there a need in Murfreesboro for additional emergency shelter beds?

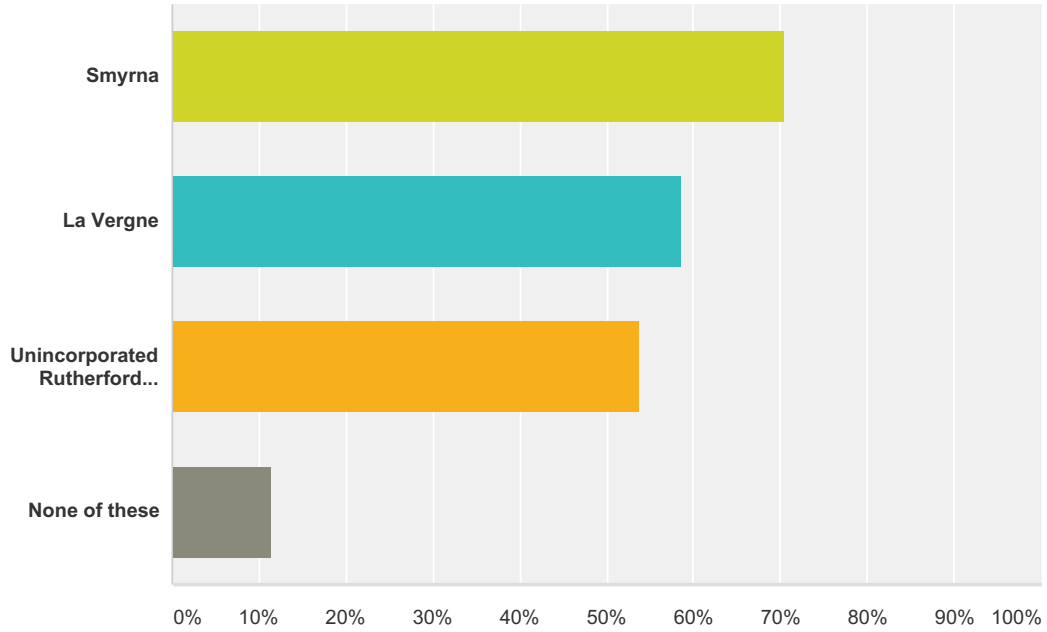
Answered: 269 Skipped: 43



Answer Choices	Responses
Yes	94.42% 254
No	5.58% 15
<b>Total</b>	<b>269</b>

**Q7 There is also a need for emergency shelter beds in [Check all that apply]:**

Answered: 269 Skipped: 43

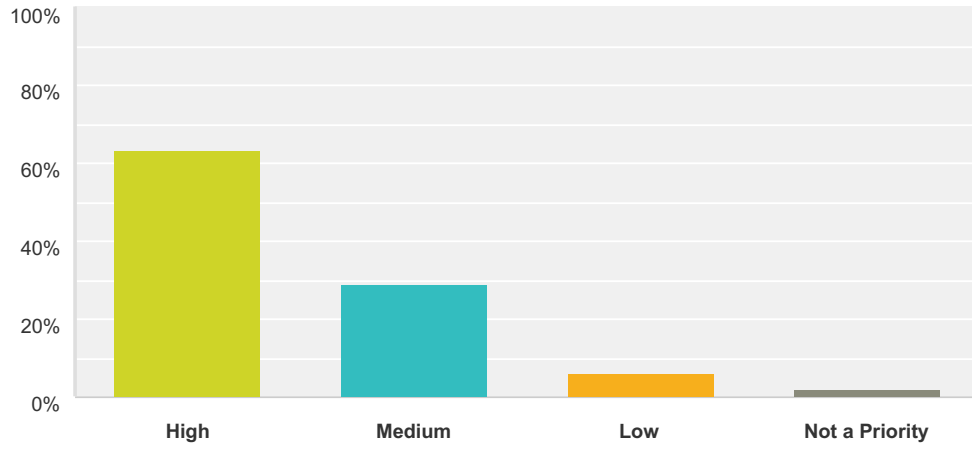


Answer Choices	Responses
Smyrna	70.63% 190
La Vergne	58.74% 158
Unincorporated Rutherford County	53.90% 145
None of these	11.52% 31
<b>Total Respondents: 269</b>	

**Q8 The priority for developing additional emergency shelter beds is**

Answered: 269 Skipped: 43

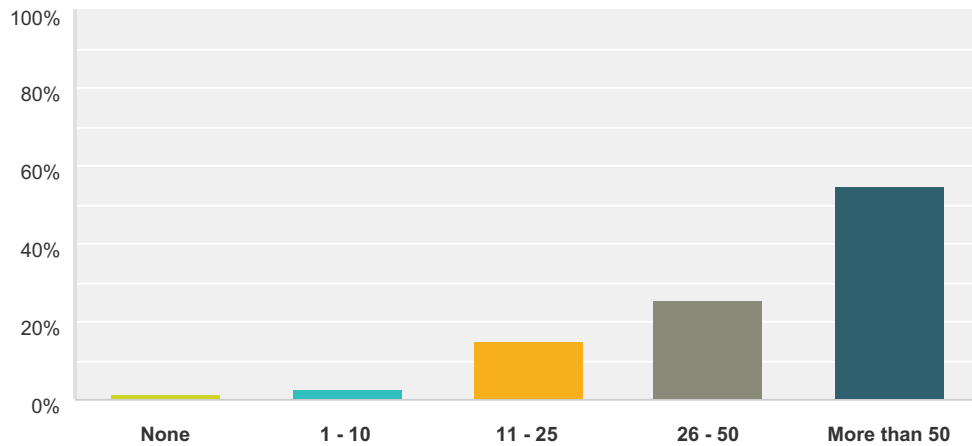
## Homelessness Needs



Answer Choices	Responses	
High	63.20%	170
Medium	29.00%	78
Low	5.95%	16
Not a Priority	1.86%	5
<b>Total</b>		<b>269</b>

## Q9 How many new emergency shelter beds will be needed in the next five years?

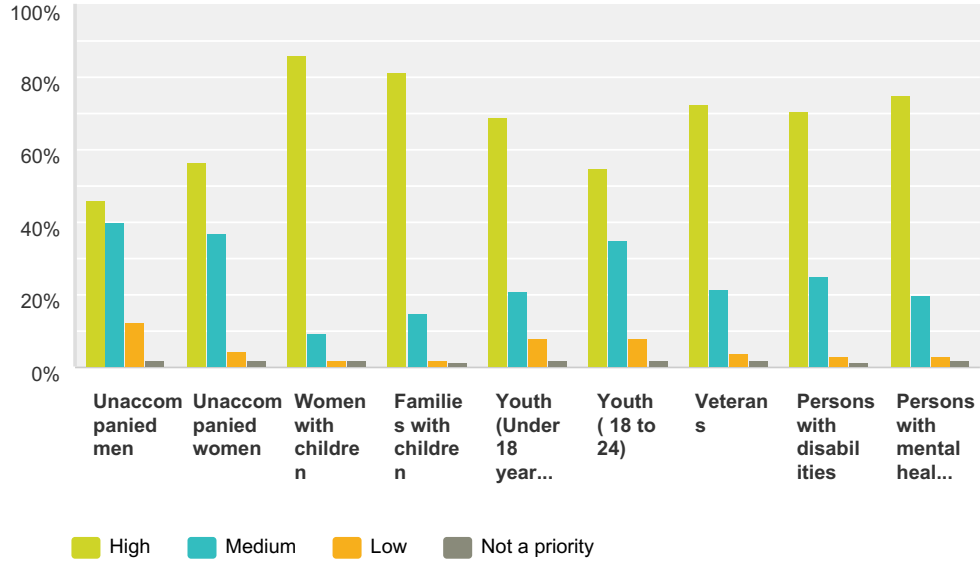
Answered: 269 Skipped: 43



Answer Choices	Responses	
None	1.49%	4
1 - 10	2.97%	8
11 - 25	14.87%	40
26 - 50	25.65%	69
More than 50	55.02%	148

### Q10 How much of a priority is it to establish additional emergency shelter beds for each of the following?

Answered: 269 Skipped: 43

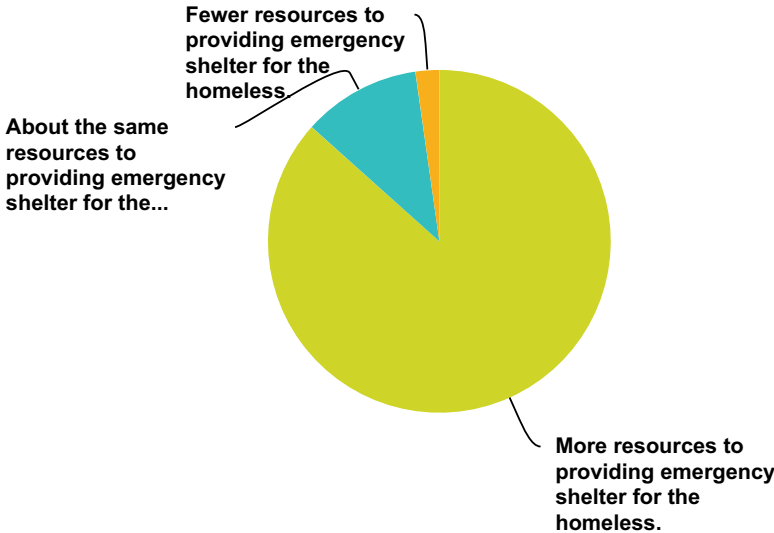


	High	Medium	Low	Not a priority	Total
Unaccompanied men	45.90% 123	39.93% 107	12.31% 33	1.87% 5	268
Unaccompanied women	56.39% 150	37.22% 99	4.51% 12	1.88% 5	266
Women with children	86.25% 232	9.67% 26	2.23% 6	1.86% 5	269
Families with children	81.41% 219	14.87% 40	2.23% 6	1.49% 4	269
Youth (Under 18 years of age)	69.03% 185	20.90% 56	7.84% 21	2.24% 6	268
Youth (18 to 24)	55.02% 148	34.94% 94	8.18% 22	1.86% 5	269
Veterans	72.45% 192	21.51% 57	4.15% 11	1.89% 5	265
Persons with disabilities	70.41% 188	25.09% 67	3.00% 8	1.50% 4	267
Persons with mental health issues	74.91% 200	20.22% 54	3.00% 8	1.87% 5	267

### Q11 Over the next five years, the community should devote

Answered: 269 Skipped: 43

# Homelessness Needs



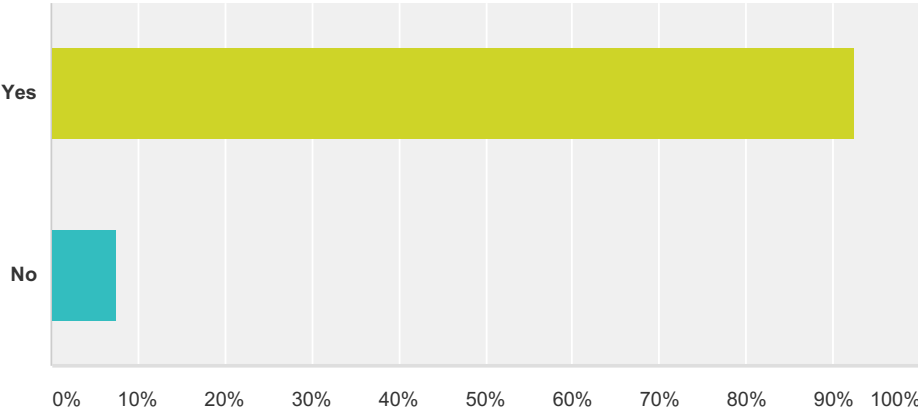
Answer Choices	Responses
More resources to providing emergency shelter for the homeless.	86.62% 233
About the same resources to providing emergency shelter for the homeless.	11.15% 30
Fewer resources to providing emergency shelter for the homeless.	2.23% 6
<b>Total</b>	<b>269</b>

## Q12 What are the obstacles to meeting the community's need for emergency shelter for the homeless?

Answered: 167 Skipped: 145

## Q13 Is there a need in Murfreesboro for additional transitional housing beds?

Answered: 253 Skipped: 59



Answer Choices	Responses
----------------	-----------

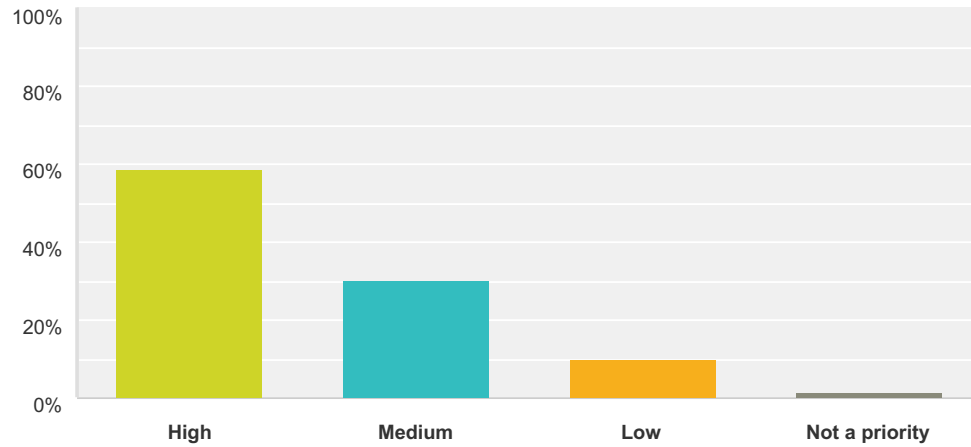


## Homelessness Needs

Yes	92.49%	234
No	7.51%	19
<b>Total</b>		<b>253</b>

### Q14 The priority for developing additional transitional housing beds is

Answered: 253 Skipped: 59

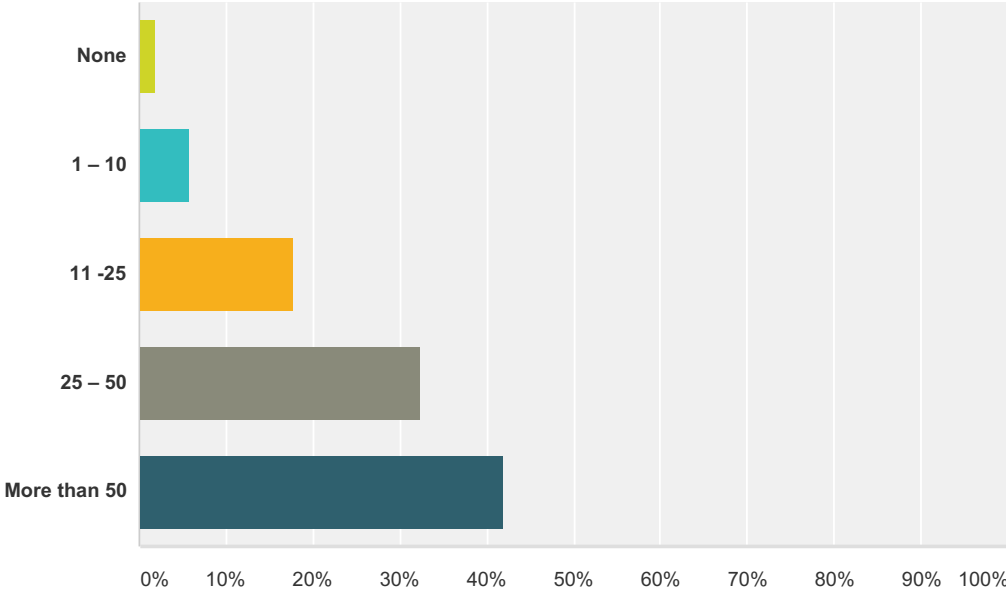


Answer Choices	Responses	
High	58.50%	148
Medium	30.04%	76
Low	9.88%	25
Not a priority	1.58%	4
<b>Total</b>		<b>253</b>

### Q15 How many new transitional housing beds will be needed in the next five years?

Answered: 253 Skipped: 59

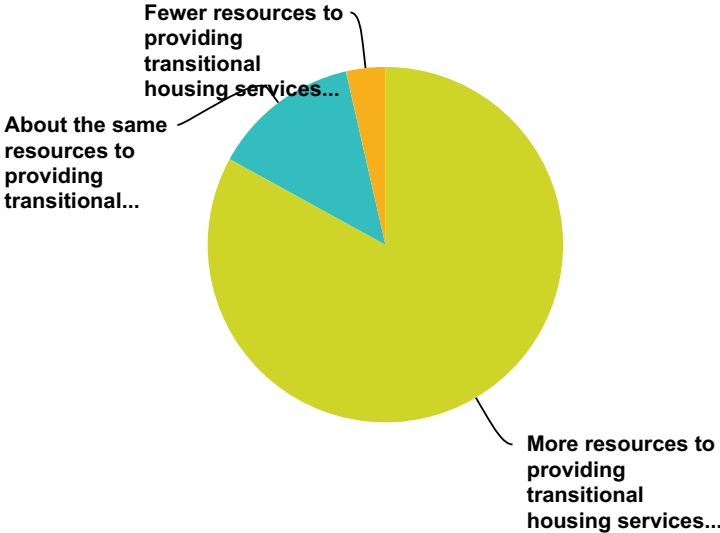
### Homelessness Needs



Answer Choices	Responses
None	1.98% 5
1 - 10	5.93% 15
11 - 25	17.79% 45
25 - 50	32.41% 82
More than 50	41.90% 106
<b>Total</b>	<b>253</b>

### Q16 Over the next five years, the community should devote

Answered: 253 Skipped: 59



## Homelessness Needs

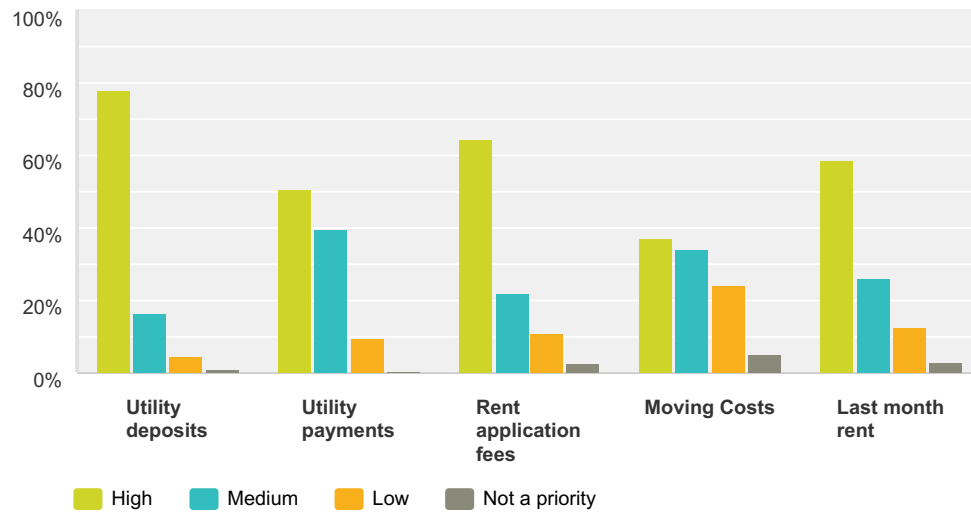
Answer Choices	Responses	
More resources to providing transitional housing services for the homeless.	<b>83.00%</b>	210
About the same resources to providing transitional housing services for the homeless.	<b>13.44%</b>	34
Fewer resources to providing transitional housing services for the homeless.	<b>3.56%</b>	9
<b>Total</b>		<b>253</b>

### Q17 What are the obstacles to meeting the community's need for transitional housing for the homeless?

Answered: 116 Skipped: 196

### Q18 How much of a priority are the following forms of financial assistance which might be available to persons participating in a rapid re-housing program?

Answered: 225 Skipped: 87

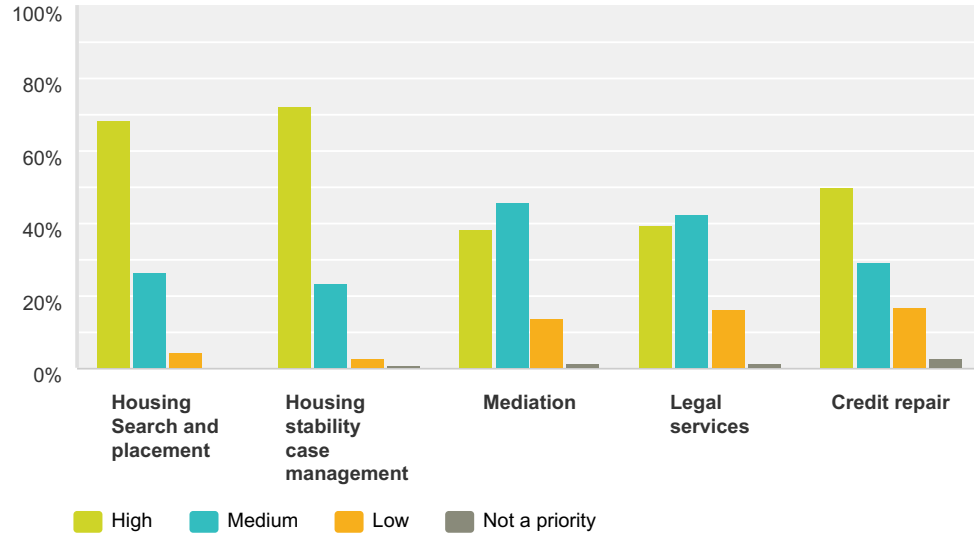


	High	Medium	Low	Not a priority	Total
Utility deposits	78.13% 175	16.52% 37	4.46% 10	0.89% 2	224
Utility payments	50.67% 114	39.56% 89	9.33% 21	0.44% 1	225
Rent application fees	64.57% 144	21.97% 49	10.76% 24	2.69% 6	223
Moving Costs	37.22% 83	34.08% 76	23.77% 53	4.93% 11	223
Last month rent	58.48% 131	25.89% 58	12.50% 28	3.13% 7	224

## Homelessness Needs

### Q19 How much of a priority are the following services that might be available to persons participating in a rapid re-housing program?

Answered: 225 Skipped: 87

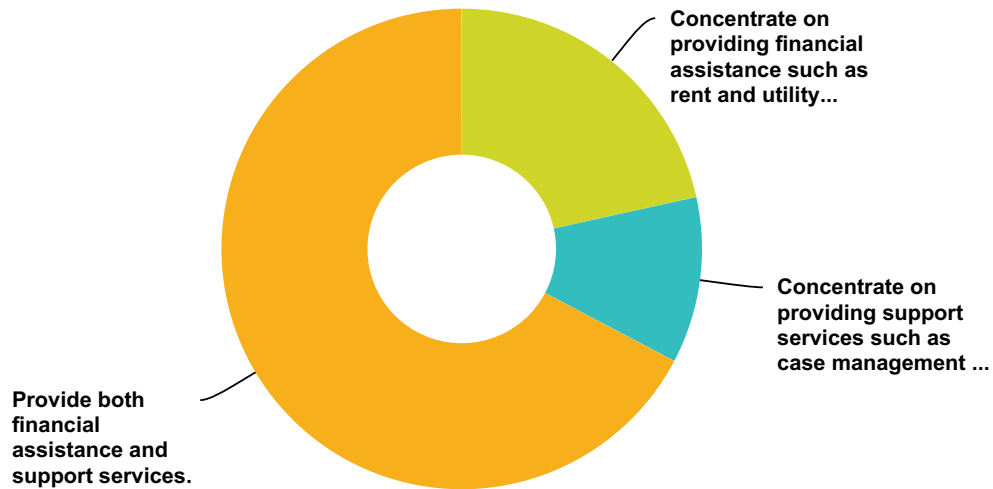


	High	Medium	Low	Not a priority	Total
Housing Search and placement	68.44% 154	26.67% 60	4.44% 10	0.44% 1	225
Housing stability case management	72.65% 162	23.32% 52	3.14% 7	0.90% 2	223
Mediation	38.74% 86	45.95% 102	13.96% 31	1.35% 3	222
Legal services	39.56% 89	42.67% 96	16.44% 37	1.33% 3	225
Credit repair	50.22% 112	29.60% 66	17.04% 38	3.14% 7	223

### Q20 Because of limited financial resources, agencies with rapid re-housing programs often have to make difficult choices. Agencies should

Answered: 223 Skipped: 89

## Homelessness Needs



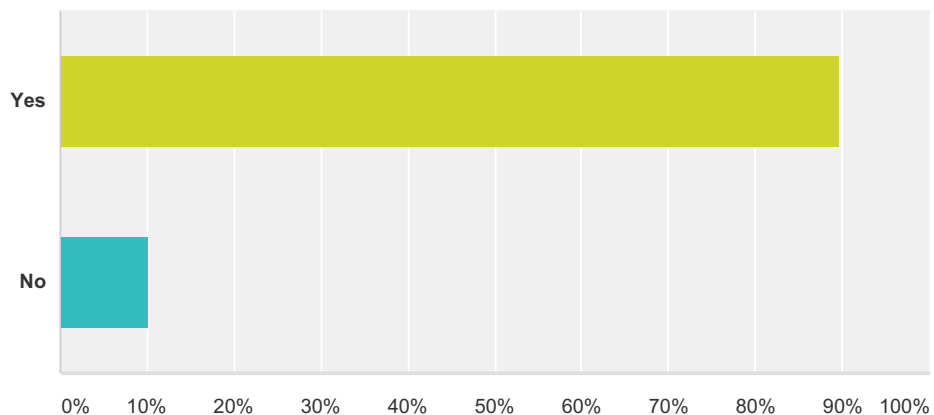
Answer Choices	Responses
Concentrate on providing financial assistance such as rent and utility deposits.	21.52% 48
Concentrate on providing support services such as case management and counseling.	11.21% 25
Provide both financial assistance and support services.	67.26% 150
<b>Total</b>	<b>223</b>

### Q21 What are the obstacles to meeting the community's need to rapidly re-house the homeless?

Answered: 102 Skipped: 210

### Q22 Is there a need in Murfreesboro for additional permanent supportive housing for the homeless?

Answered: 242 Skipped: 70

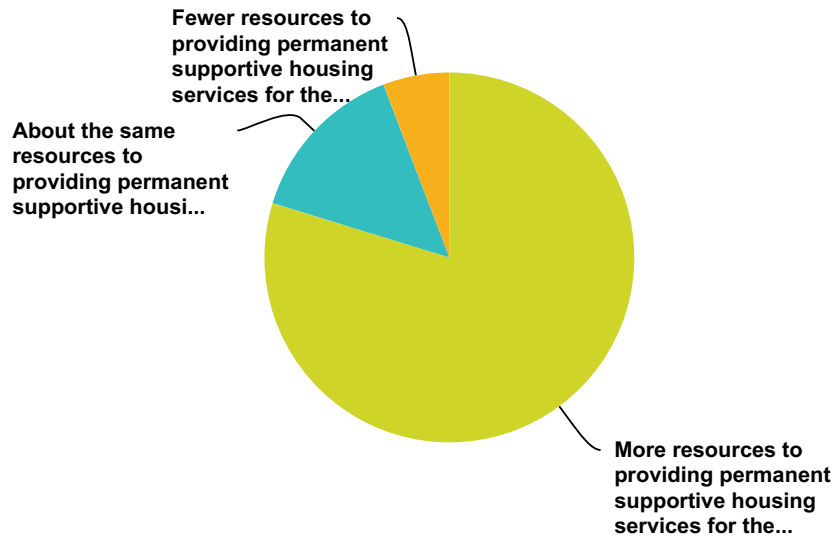


## Homelessness Needs

Answer Choices	Responses	
Yes	89.67%	217
No	10.33%	25
<b>Total</b>		<b>242</b>

### Q23 Over the next five years, the community should devote

Answered: 242 Skipped: 70



Answer Choices	Responses	
More resources to providing permanent supportive housing services for the homeless.	79.75%	193
About the same resources to providing permanent supportive housing services for the homeless.	14.46%	35
Fewer resources to providing permanent supportive housing services for the homeless.	5.79%	14
<b>Total</b>		<b>242</b>

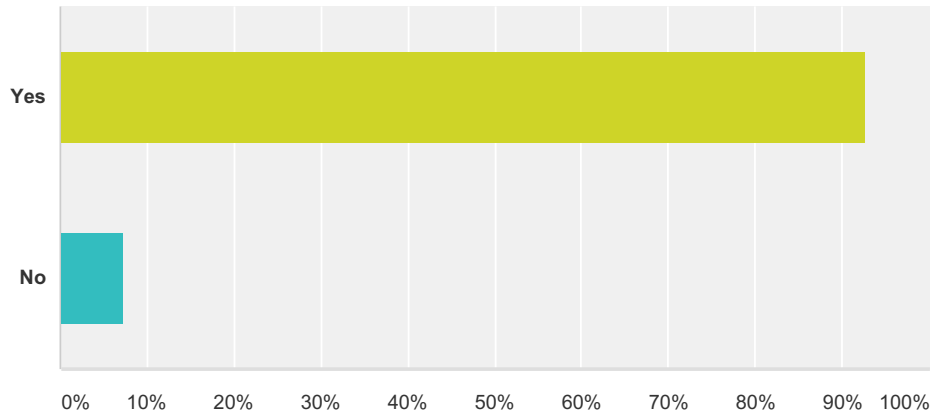
### Q24 What are the obstacles to meeting the community's need for permanent housing for the homeless?

Answered: 100 Skipped: 212

### Q25 Is there a need in Murfreesboro for additional facilities and services for unsheltered homeless people?

Answered: 234 Skipped: 78

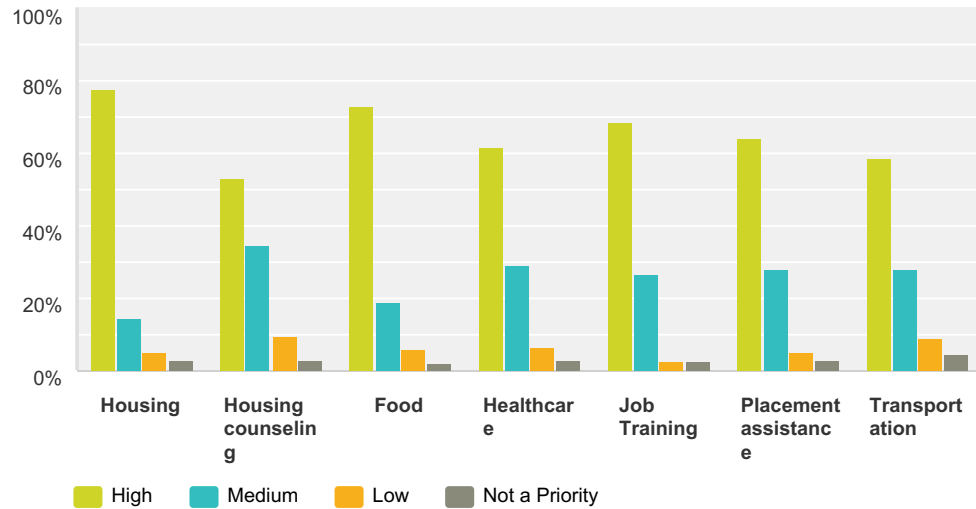
## Homelessness Needs



Answer Choices	Responses
Yes	92.74% 217
No	7.26% 17
<b>Total</b>	<b>234</b>

### Q26 How much of a priority is it to make the following services available to the unsheltered homeless?

Answered: 238 Skipped: 74



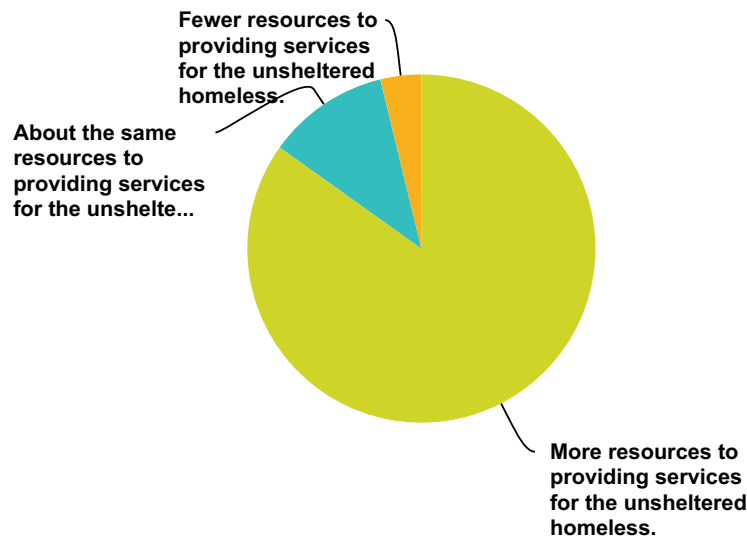
	High	Medium	Low	Not a Priority	Total
Housing	77.73% 185	14.29% 34	5.04% 12	2.94% 7	238
Housing counseling	52.97% 125	34.75% 82	9.32% 22	2.97% 7	236
Food	73.11% 174	18.91% 45	5.88% 14	2.10% 5	238
Healthcare	61.34% 146	28.99% 69	6.72% 16	2.94% 7	238

## Homelessness Needs

Job Training	68.35% 162	26.58% 63	2.53% 6	2.53% 6	237
Placement assistance	64.14% 152	27.85% 66	5.06% 12	2.95% 7	237
Transportation	58.72% 138	28.09% 66	8.94% 21	4.26% 10	235

### Q27 Over the next five years, the community should devote

Answered: 238 Skipped: 74



Answer Choices	Responses
More resources to providing services for the unsheltered homeless.	84.87% 202
About the same resources to providing services for the unsheltered homeless.	11.34% 27
Fewer resources to providing services for the unsheltered homeless.	3.78% 9
<b>Total</b>	<b>238</b>

### Q28 What are the obstacles to meeting the community's need for emergency shelter for the unsheltered homeless?

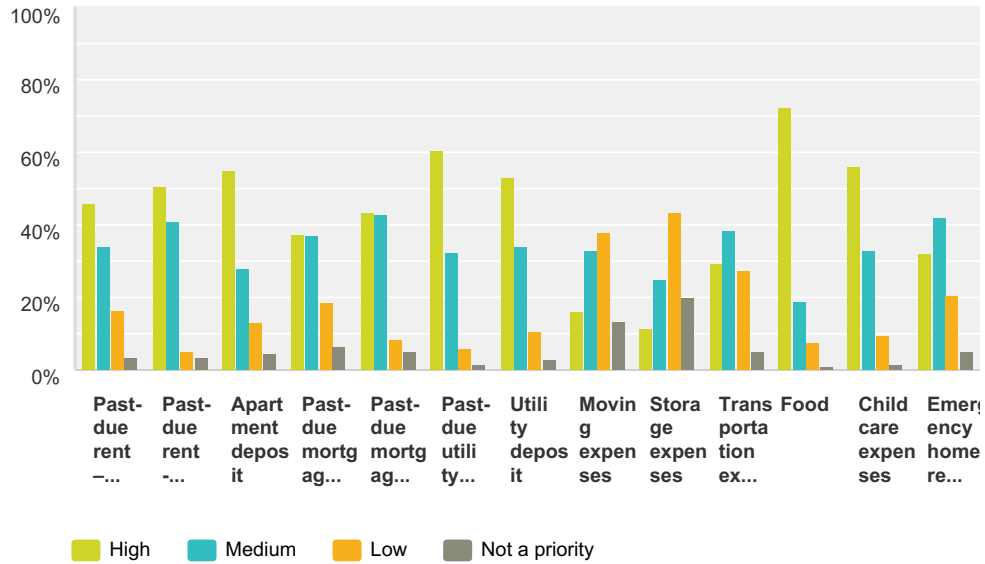
Answered: 84 Skipped: 228

### Q29 Please prioritize where would limited prevention resources best be utilized?

Answered: 234 Skipped: 78



## Homelessness Needs

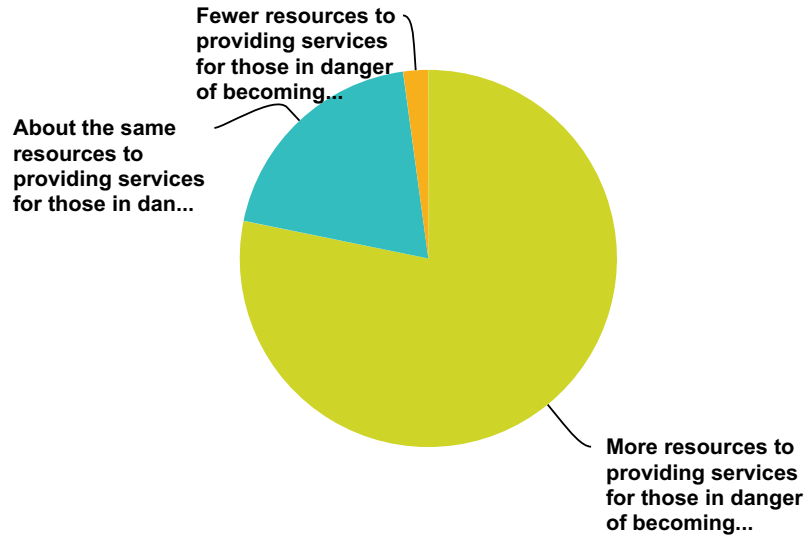


	High	Medium	Low	Not a priority	Total
Past-due rent – full	45.89% 106	34.20% 79	16.45% 38	3.46% 8	231
Past-due rent - partial	50.43% 116	40.87% 94	5.22% 12	3.48% 8	230
Apartment deposit	54.94% 128	27.90% 65	12.88% 30	4.29% 10	233
Past-due mortgage payment – full	37.66% 87	37.23% 86	18.61% 43	6.49% 15	231
Past-due mortgage payment - partial	43.35% 101	42.92% 100	8.58% 20	5.15% 12	233
Past-due utility payment	60.34% 140	32.33% 75	6.03% 14	1.29% 3	232
Utility deposit	52.81% 122	33.77% 78	10.39% 24	3.03% 7	231
Moving expenses	15.95% 37	32.76% 76	37.93% 88	13.36% 31	232
Storage expenses	11.74% 27	24.78% 57	43.48% 100	20.00% 46	230
Transportation expenses	29.57% 68	38.26% 88	27.39% 63	4.78% 11	230
Food	72.73% 168	19.05% 44	7.36% 17	0.87% 2	231
Childcare expenses	55.84% 129	32.90% 76	9.52% 22	1.73% 4	231
Emergency home repairs	31.90% 74	42.24% 98	20.69% 48	5.17% 12	232

**Q30 Over the next five years, the community should devote**

Answered: 234 Skipped: 78

## Homelessness Needs



Answer Choices	Responses
More resources to providing services for those in danger of becoming homeless.	78.21% 183
About the same resources to providing services for those in danger of becoming homeless.	19.66% 46
Fewer resources to providing services for those in danger of becoming homeless.	2.14% 5
<b>Total</b>	<b>234</b>

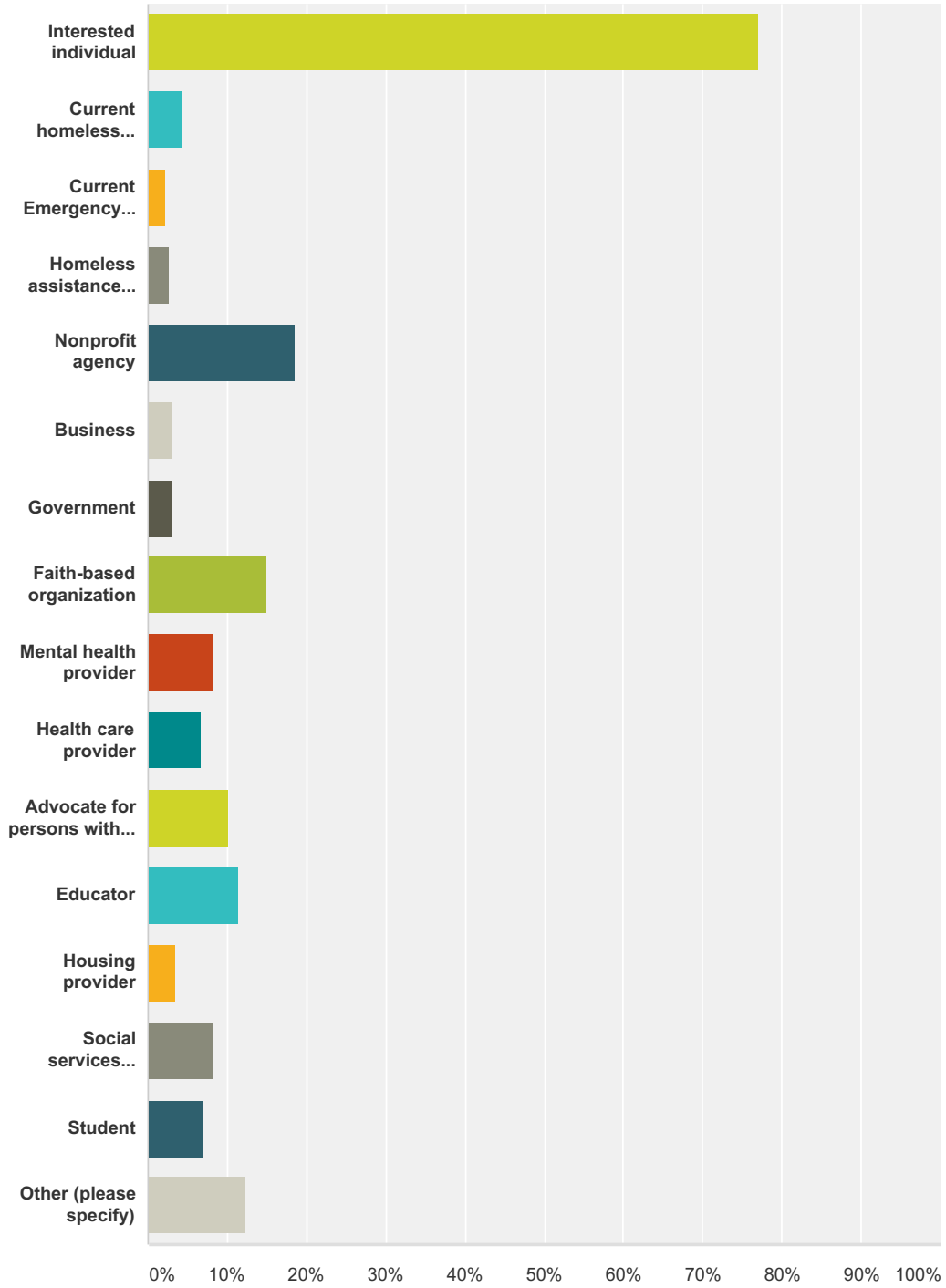
### Q31 What are the obstacles to meeting the community's need for emergency shelter for those in danger of becoming homeless?

Answered: 80 Skipped: 232

### Q32 Please check any of the below that apply to you:

Answered: 226 Skipped: 86

## Homelessness Needs



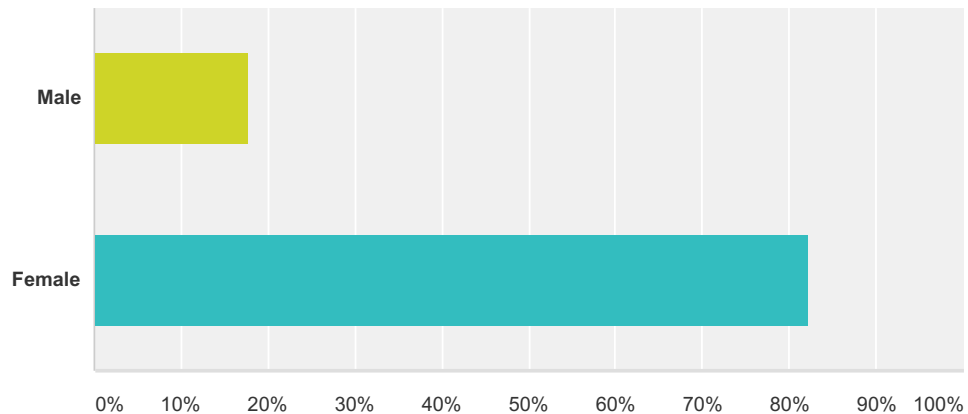
Answer Choices	Responses	
Interested individual	76.99%	174
Current homeless program participant	4.42%	10
Current Emergency Solutions Grant subrecipient	2.21%	5
Homeless assistance provider (not currently an ESG subrecipient)	2.65%	6
Nonprofit agency	18.58%	42

## Homelessness Needs

Business	3.10%	7
Government	3.10%	7
Faith-based organization	15.04%	34
Mental health provider	8.41%	19
Health care provider	6.64%	15
Advocate for persons with disabilities	10.18%	23
Educator	11.50%	26
Housing provider	3.54%	8
Social services provider	8.41%	19
Student	7.08%	16
Other (please specify)	12.39%	28
<b>Total Respondents: 226</b>		

### Q33 Are you male or female?

Answered: 226 Skipped: 86

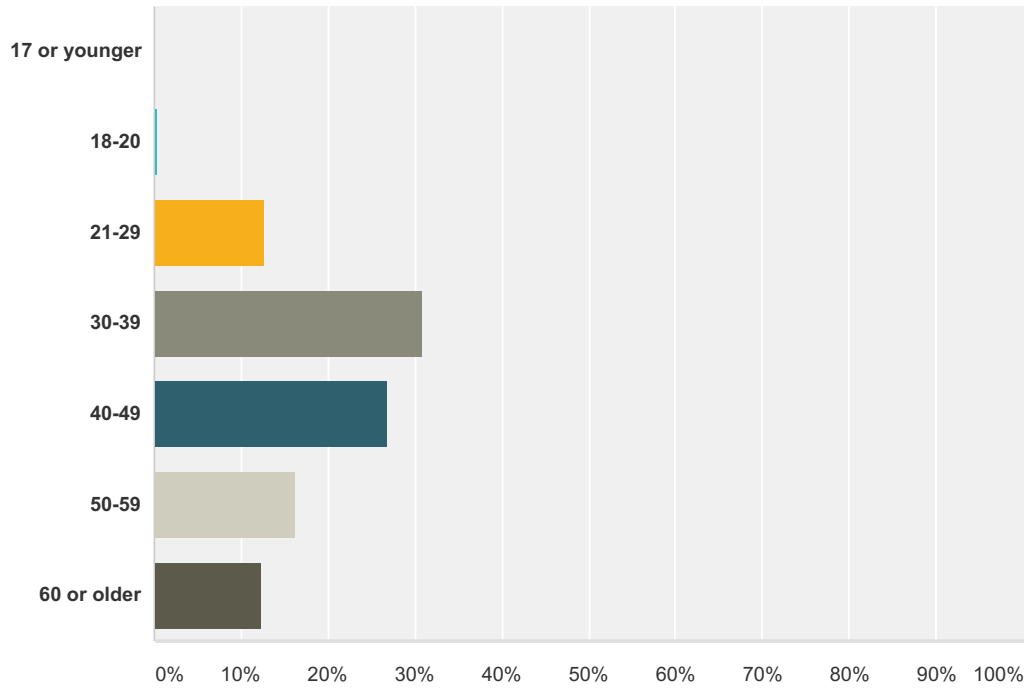


Answer Choices	Responses	
Male	17.70%	40
Female	82.30%	186
<b>Total</b>		<b>226</b>

### Q34 What is your age?

Answered: 226 Skipped: 86

## Homelessness Needs

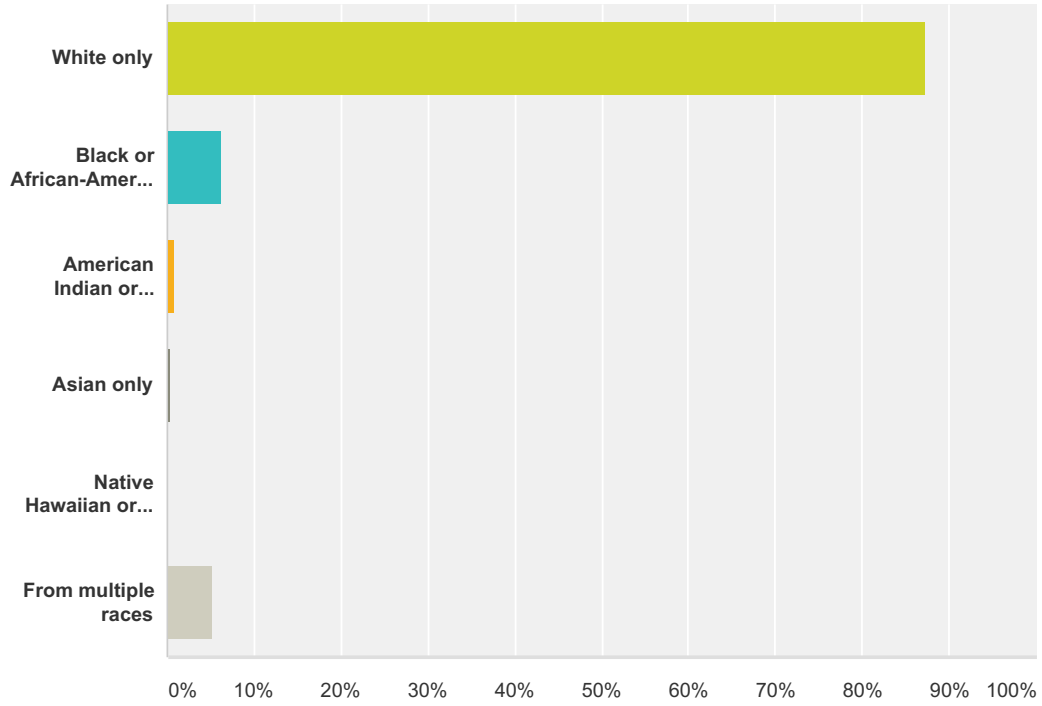


Answer Choices	Responses	
17 or younger	0.00%	0
18-20	0.44%	1
21-29	12.83%	29
30-39	30.97%	70
40-49	26.99%	61
50-59	16.37%	37
60 or older	12.39%	28
<b>Total</b>		<b>226</b>

### Q35 Are you White, Black or African-American, American Indian or Alaskan Native, Asian, Native Hawaiian or other Pacific islander, or some other race?

Answered: 226 Skipped: 86

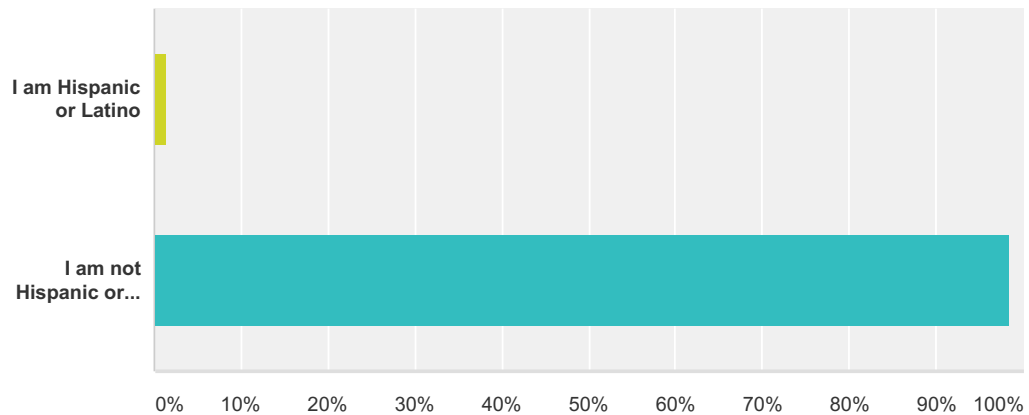
## Homelessness Needs



Answer Choices	Responses
White only	87.17% 197
Black or African-American only	6.19% 14
American Indian or Alaskan Native only	0.88% 2
Asian only	0.44% 1
Native Hawaiian or other Pacific Islander only	0.00% 0
From multiple races	5.31% 12
<b>Total</b>	<b>226</b>

## Q36 What is your ethnicity?

Answered: 211 Skipped: 101



## Homelessness Needs

Answer Choices	Responses	
I am Hispanic or Latino	1.42%	3
I am not Hispanic or Latino	98.58%	208
<b>Total</b>		<b>211</b>

**Q37 Your participation in our planning process is important. Please supply us with contact information so we can keep you informed about our progress and be able to notify you concerning opportunities to participate further in our planning process.**

### Address

Answered: 126 Skipped: 186

Answer Choices	Responses	
Name	96.83%	122
Company	0.00%	0
Address	84.13%	106
Address 2	0.00%	0
City/Town	91.27%	115
State/Province	95.24%	120
ZIP/Postal Code	88.89%	112
Country	0.00%	0
Email Address	88.10%	111
Phone Number	67.46%	85